



Highcliffe Sixth

A Level

PRODUCT DESIGN

PRE A LEVEL COURSE INFORMATION & TASK



Course Structure:

YEAR 12

Year 12 begins with skills based starter projects, followed by a mini and a main project leading to the rehearsal exam experience beginning in February.

The Rehearsal Exam is a taster, to prepare for the Externally Set Assignment in Year 13. It consists of a practice run of what essentially is a mini project, consisting of 10-12 week investigation with 10 hour supervised exam period at the end.

The Rehearsal Exam is designed to give you the opportunity to respond to a starting point of interest (given by your teacher). This will take form of a project and be resolved in a 10 hour practical exam at the end of the 12 week investigation. You will develop a strong understanding of the requirements to cover all four assessment objectives throughout this personal investigation, with an insight into the time restraints of the formal Externally Set Assignment - Component 2 in Year 13. The Rehearsal Exam work can then be used as a starting point to inform your own 'Personal Investigation' – Component 1. You will have at this point in the course begun to develop your own style and areas of interest within your subject, enabling you to produce a longer more sustained project.

YEAR 13

Component 1: Personal Investigation 96 marks - 60% of A Level

You have a choice of starting points/or the opportunity to write your own brief or starting point. You are required to research images using your own investigations. Practical work is presented in sketchbook/boards/digitally which show the clear development of work towards a final response influenced by the work of others. The aim of the project is to meet the four assessment objectives used in marking the work, these cover: drawing, use of media, experimentation, the ability to develop an idea/concept, be influenced by the work of other artist and designers as well as producing a final response. Annotations should be included in your sketchbook. You will be encouraged to develop your own ideas with the help and guidance of your teacher. There is a structured extended response of between 1000 and 3000 words of continuous prose required as part of the personal investigation. This investigation will be an in-depth study that demonstrates your ability to construct and develop a sustained line of reasoning from an initial starting point to a final realisation.

Component 2: Externally Set Assignment 96 marks - 40% of A Level

Preparatory period + 15 hours supervised time

The Externally Set Assignment, set by the exam board, offers a choice of project titles to be completed within a 10-12 week period. The work will progress as in Component 1; however you will be required to work independently and under examination conditions for a final 15 hours developing outcome/s.

SUMMER TRANSITION WORK (Hand in wk 11th -15th Sept 23)

We are so excited to hear that you are hopefully going to be joining us to study A Level Product Design.

This booklet will give you a brief introduction to the course and provide you with a task to complete over summer, it should get you starting to think about the course content so that we can hit the ground running in September.


Pick & Mix Design


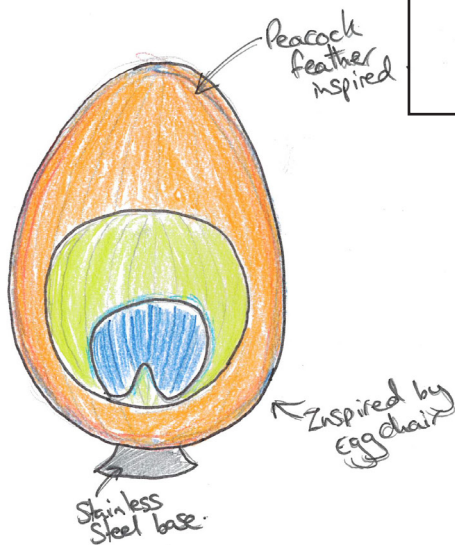
Your task is to choose an item from column 1 which is your inspiration and combine it with column 2 which is an existing product, to create a new product.

You have to use each of the items from each column once, leaving you with 6 different designs. For example, Banana and hair drier.

Designs should be refined, by going over in black fine liner pen and colour.

Extension- Card model your favourite design concept.

	Column 1 (Inspiration)	Column 2 (Product)
	Banana	Table
	Flowers	Chair
	Fish	Sofa
	Fire/Flames	Car
	Ice Cream	Phone
	Feather	Hair Dryer



Fire/Flames + Car

CAREER PATHWAYS in ART & DESIGN

Studying an ADT subject at A level will equip you with the skills you need to specialise in a creative field of your choice either through an Apprenticeship scheme, University route or to pursue a career in the creative industry.

Apprenticeship Schemes: www.apprenticeships.gov.uk

University Routes:


Royal College of Art
University of the Arts London
Arts University Bournemouth
Loughborough University
University of Oxford
University of Brighton
Edinburgh College of Arts (ECA)

Creative Careers:

www.wonderwhat.co.uk

Graphic Designer
UX Designer
Fashion Designer
Industrial Designer
Product Designer
Jewellery Maker
Fine Artist
Illustrator
Animator
Interior Designer
Architect
Film Maker
Marketing Manager
Web Publishing
Landscape Artist
Florist
Teacher
Model maker
Automotive Designer
Art Director
Ceramicist
Trend Forecaster
Journalist
Social Media Designer
Copywriter

Creative industries are a *huge part* of the UK's economy.



Wonder**What** creative careers are out there...?

Did you know, there are **2,040,000** jobs currently in the creative industries. 1 in 11 roles and 1 in 8 businesses are in the creative industries too.

There are **thousands of roles** available and your perfect job might be something you've never heard of.

Start exploring today

wonderwhat.co.uk

